



GaAsP Orange Chip TC610HOUN

1. Product Description:

TC610HOUN is a orange LED chip. The chips have optimized VPE technology process to perform high brightness in this field. The production process is very matured and stabilized in mass Production. The uniformity of the chips is highly centralized in a Limited range, which makes the product quality and production Efficiency outstanding. The chip is friendly to adapt in various Applications.

2. Features:

- ◆ Ultra Orange
- ◆ GaAsP/GaP
- ◆ VPE Process
- ◆ High Stability
- ◆ High Quality
- ◆ Various Applications

3. Chip Dimensions and Structure:

3.8±0.4 8±0.5 9±0.5

10±1

9±0.5

Unit: mil

- 1. Chip size:** $(9\pm 0.5\text{mil})\times(9\pm 0.5\text{mil})$
 $(225\pm 12.5\mu\text{m})\times(225\pm 12.5\mu\text{m})$
- 2. Emitting area:** $(8\pm 0.5\text{mil})\times(8\pm 0.5\text{mil})$
 $(200\pm 12.5\mu\text{m})\times(200\pm 12.5\mu\text{m})$
- 3. Thickness:** $10\pm 1\text{mil}$
- 4. Bonding pad:** $3.8\pm 0.4\text{mil}$
 $(95\pm 10\mu\text{m})$ in diameter
- 5. Electrode :**
P side: Aluminum or gold
N side: Gold alloy



4. Electro-optical Characteristics at 25°C:

PARAMETER	SYMBOL	MIN.	TYP.	MAX.	UNIT	CONDITION
Forward Voltage	V_F	-	2.0	2.40	V	$I_F=20\text{mA}$
Reverse Voltage	V_R	5	-	-	V	$I_R=10\mu\text{A}$
Leakage current	I_r	-	-	1	μA	$V_r=9\text{V}$
Wavelength	λ_D	617	620	623	nm	$I_F=20\text{mA}$
Luminous Intensity	I_v	-	※	-	mcd	$I_F=20\text{mA}$

- Rank 0 : 10~10.99mcd
- Rank 1 : 11~11.99mcd
- Rank 2 : 12~12.99mcd
- Rank 3 : 13~13.99mcd
- Rank 4 : 14~14.99mcd
- Rank 5 : 15~15.99mcd
- Rank 6 : 16~16.99mcd
- Rank 7 : 17~17.99mcd
- Rank 8 : 18~18.99mcd
- Rank 9 : 19~19.99mcd

5. Absolute Maximum Ratings:

Parameter	Symbol	Condition	Rating
Forward DC current	I_f	$T_a=25^\circ\text{C}$	$\leq 30\text{mA}$
Junction Temp	T_j	---	$\leq 115^\circ\text{C}$
Reverse Voltage	V_r	$T_a=25^\circ\text{C}$	$\leq 10\text{V}$
Storage Temp	T_{stg}	chip	$-40\sim 85^\circ\text{C}$
		chip on tape/storage	$0\sim 30^\circ\text{C}$ $\text{RH} \leq 60\%$
		chip on tape/transportation	$-20\sim 50^\circ\text{C}$
Temp during packaging	---	---	Max 265°C ($\leq 15\text{sec}$)

Note:

- 1) Using the maximum rated current or voltage, is used as a single chip, and is a limit on the PCB board and no glue, independent constant-current source driver. Higher than the rated conditions, P-N junction temperature higher than 115°C can lead to damage of the LED chip.
- 2) Under the condition of maximum 265°C high temperature used only for 15 seconds, high temperature or time is too long, can cause damage to the chip.
- 3) The best storage conditions of Blue tape is placed in the shade dry environment, Indoor temperature is not higher than 30°C , Relative humidity below 60%, shelf life is 1 year.



Uni Light Technology Inc.

■Tel : 0769-87631888 ■Fax : 0769-87631888-166

6.Characteristic Curves:

Remark: These are the typical TC610HOUN measured values, along with different brightness and wavelength , the actual value is slightly different.

Fig1. Intensity vs. Forward Current

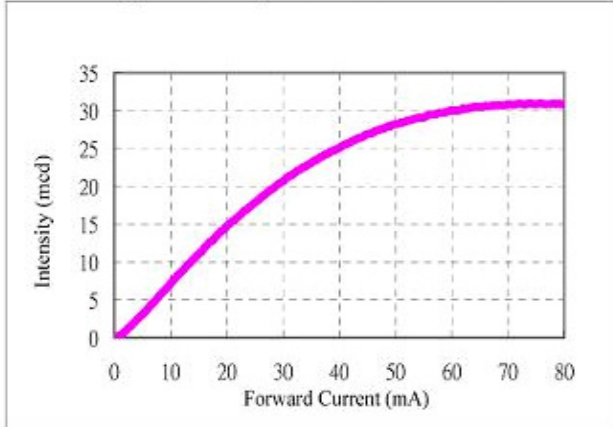


Fig2. Forward Current vs. Forward Voltage

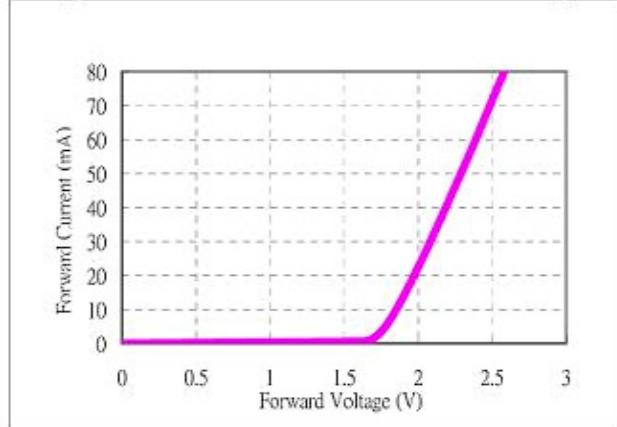


Fig3. Wavelength vs. Forward Current

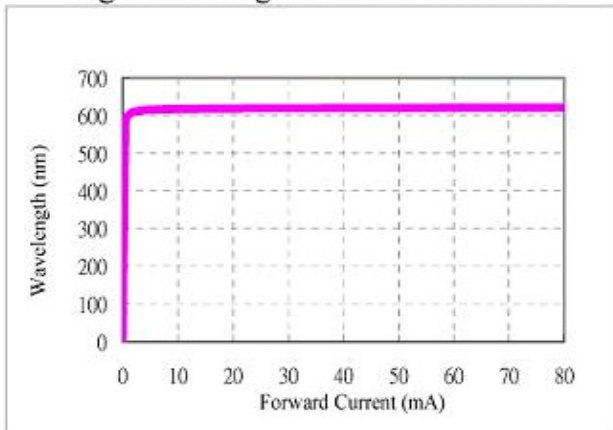


Fig4. Relative Wavelength vs. Temperature

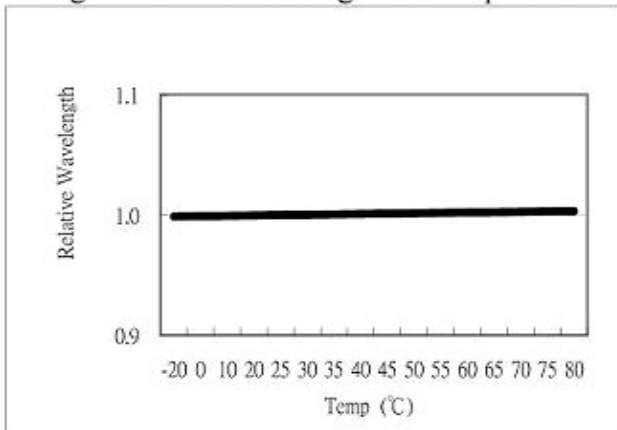


Fig5. Relative Intensity vs. Temperature

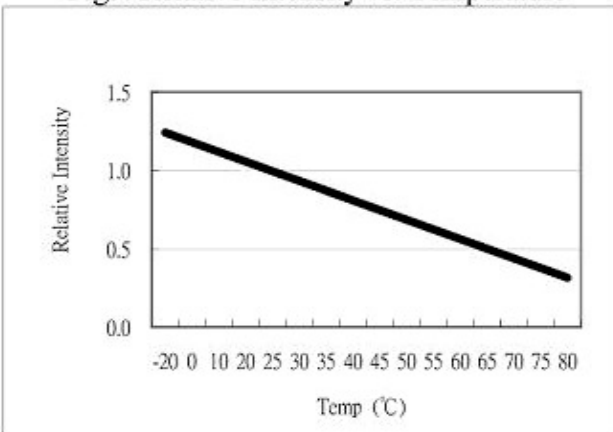
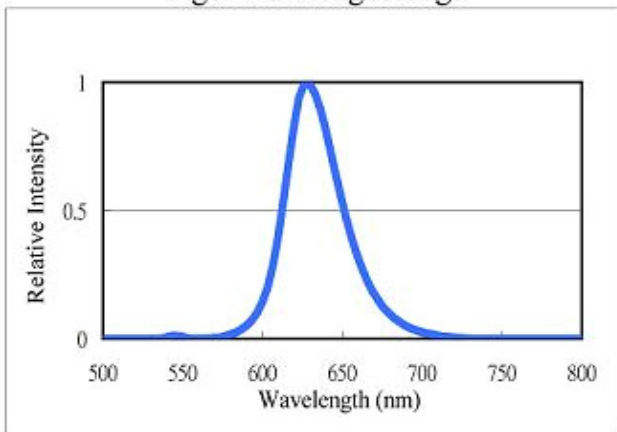


Fig6. Wavelength range



Uni Light Technology Inc.

■Tel : 0769-87631888 ■Fax : 0769-87631888-166